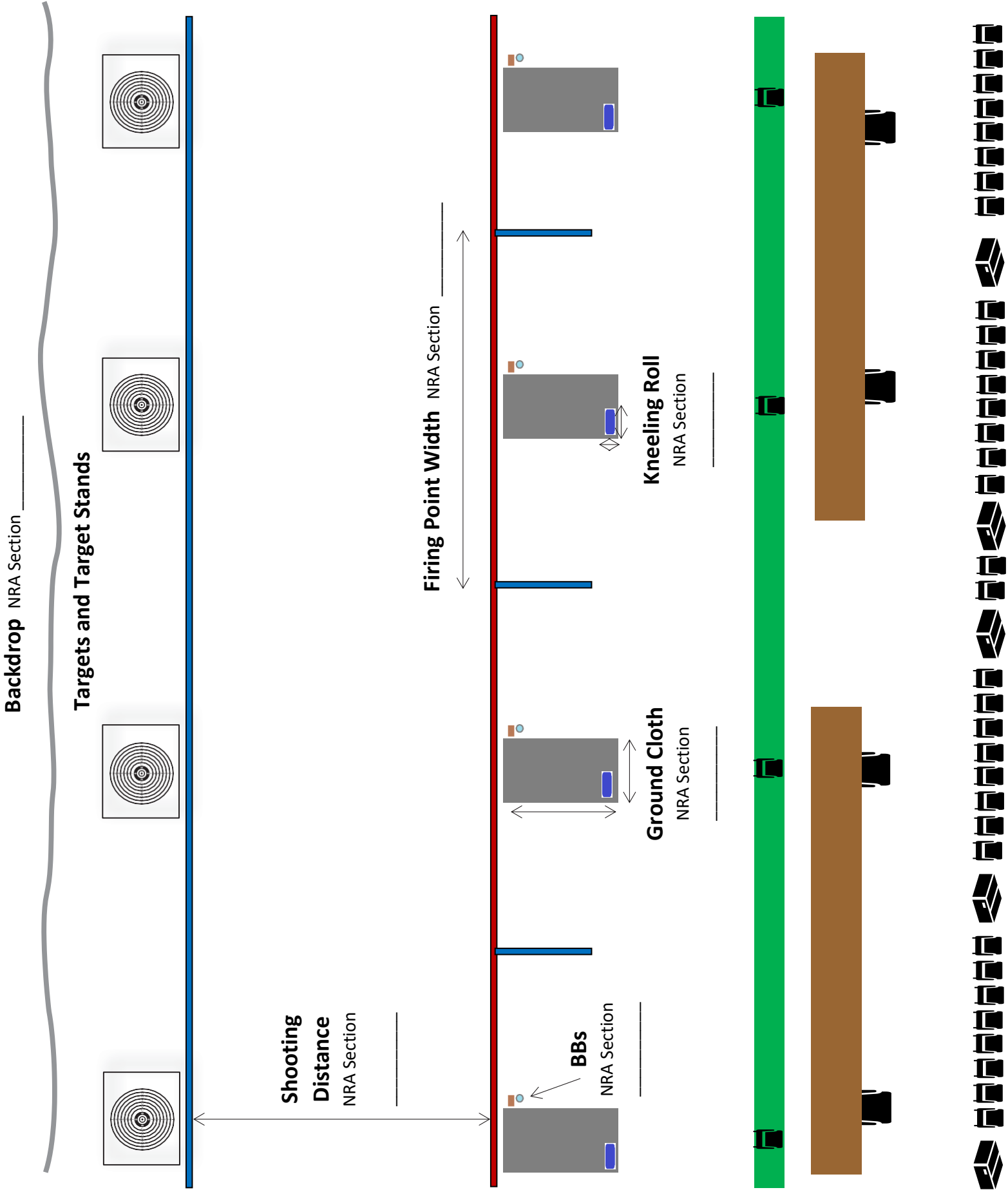


# Range Layout



Name \_\_\_\_\_



# Range Layout

Name \_\_\_\_\_

**Directions:** Use the layout on the other side of this worksheet and your NRA rulebook to answer these questions.

1. What are good choices for a backdrop? \_\_\_\_\_
  2. What are bad choices for a backdrop? \_\_\_\_\_
  3. What is the shooting distance (red line to the blue line)? \_\_\_\_\_ meters *or* \_\_\_\_\_ feet \_\_\_\_\_ inches
  4. What is the minimum width of a firing point? \_\_\_\_\_ feet  
(*This is according to the rule book, but many ranges cannot accommodate this width.*)
  5. What is the red line called? \_\_\_\_\_ NRA Section \_\_\_\_\_
  6. Is the red line immediately in front of the firing point?  Yes  No
  7. Is the firing point immediately in front of the red line?  Yes  No
  8. What is the green line with the chairs on it called? \_\_\_\_\_
  9. What are the brown rectangles called? \_\_\_\_\_
  10. What are the rows of chairs and boxes across the back called? \_\_\_\_\_
  11. What material can our BBs be? \_\_\_\_\_ *or* \_\_\_\_\_
  12. What size are the BBs we use? \_\_\_\_\_ (\_\_\_\_\_ mm)
  13. Kneeling Roll Dimensions:  
 maximum width = \_\_\_\_\_ cm (\_\_\_\_\_ inches)  
 maximum diameter = \_\_\_\_\_ cm (\_\_\_\_\_ inches)
  14. Ground Cloth Dimensions:  
dimensions = \_\_\_\_\_ cm x \_\_\_\_\_ cm (\_\_\_\_\_ inches x \_\_\_\_\_ inches)  
maximum thickness = \_\_\_\_\_ cm (\_\_\_\_\_ inches)
- 
15. REVIEW QUESTION: A sling cannot exceed \_\_\_\_\_ inches in width.
  16. REVIEW QUESTION: The forearm may have \_\_\_\_\_ holes to adjust the sling. NRA Section \_\_\_\_\_
  17. BONUS QUESTION: Are shooters allowed to stand next to or view anything on the coaches' table?  Yes  No

Notes: